



Mark Lee
North East Regional Organiser
☎ 01207 255059
☎ (Mobile) 07968 176213
email: ro@tvrcc-northeast.co.uk

- This is not a timed event, not a convoy, but a social run out.
- You are responsible for your own driving standards and should drive in a manner that falls within the law and your own capabilities.
- Take care, stay safe and enjoy.
- Obey the rules of the road.
- Do not try to keep up with the car ahead.
- Allow time for the driver of any car following to see which direction you are taking.
- Take heed of any notices of caution contained within the route instructions.
- If at the front of a group or setting the pace, then bear in mind the 'whip effect' - even if you are doing a legal speed at the front, cars behind may need to do considerably more to catch up the tail of the group if they have been briefly delayed at roundabouts etc.
- Signal early for turnings - 'pass the signal back'
- Watch out for the car behind you. Make sure the person following you sees you make the turn.
- Favour the left (slow) lane when on a dual carriageway or motorway.
- Allow suitable clear distance between you and the car in front of you. This will prove its value as we make judgments whether to stop or proceed through stoplights on the route.
- Use your best judgment when approaching a long green or yellow traffic signal. Don't be concerned about delaying those behind you by conservatively judging the light. Judge it as you would if you were travelling independently of a group.
- If a non-group driver wants to cut in, let them. In fact, make it easy for them. There will be plenty of time to regroup on stretches of dual carriageway or at rest stops. Share the road!
- Passing: if we need to pass a car or cars, it should be done "one car at a time". In other words, don't all move out at the same time and pass at once. Pass as an individual, not as a group.
- Use common sense. Drive as though you are an individual following a planned route and map, rather than a participant of a group. Please take a few minutes to review the itinerary before the trip, and locate the roads on your map or atlas.
- Your safety and safe operation of your vehicle is your responsibility alone and the TVRCC and/or run organiser assumes no responsibility for anything other than making the arrangements for the event.



Wheatsheaf Farm, Dining & Carvery to
Raby Castle, Staindrop, Darlington

Drive 64.7 miles, 1 h 52 min

Wheatsheaf Farm, Dining & Carvery

Woolsington, Newcastle upon Tyne NE13 8DF

Drive from B6318, B6306, B6278 and B6279 to County Durham

1 h 49 min (64.4 mi)

- ↑ 1. Head west

2.2 mi
- ↘ 2. Turn right onto Stamfordham Rd/B6324

0.2 mi
- ↙ 3. Turn left onto Ponteland Rd/B6323

0.9 mi
- ⦿ 4. At the roundabout, take the 2nd exit onto Throckley Interchange

499 ft
- ⦿ 5. At the roundabout, take the 3rd exit onto the A69 slip road to Carlisle/Hexham

0.3 mi
- ⤴ 6. Merge onto A69

0.9 mi
- ↘ 7. Take the exit towards Heddon on the wall/B6528

0.2 mi
- ↙ 8. Turn left (signs for Heddon/B6528)

0.4 mi
- ↑ 9. Continue straight onto Hexham Rd/B6528

0.1 mi
- ↘ 10. Turn right onto Military Rd/B6318
ⓘ Continue to follow B6318

9.4 mi
- ⦿ 11. At the roundabout, take the 1st exit onto A68













2.2 mi
- ⦿ 12. At the roundabout, take the 2nd exit onto the A69 slip road to A6079/Hexham/Carlisle

0.3 mi
- ⤴ 13. Merge onto A69





2.5 mi
- ⦿ 14. At the roundabout, take the 1st exit onto Rotary Way/A6079
ⓘ Continue to follow A6079
ⓘ Go through 1 roundabout

0.5 mi
- ⦿ 15. At the roundabout, take the 1st exit onto Station Rd/A6079
ⓘ Continue to follow A6079

0.2 mi

-
-  16. At the roundabout, take the 2nd exit onto Priestpopple/B6305
 Continue to follow B6305
-
-  17. Turn left onto Eastgate/B6306
 Continue to follow B6306
-
-  18. Turn right onto B6278
-
-  19. Turn right onto A689
-
-  20. Turn left onto B6278
-
-  21. Turn right to stay on B6278
-
-  22. Turn left onto Folly Bank/B6282
-
-  23. Continue onto B6278
-
-  24. Turn left onto B6279
-
-  25. Turn left onto A688
-

Drive to your destination

-
-  26. Turn left
-
-  27. Turn left
-
-  28. Slight left
 Destination will be on the left
-

Raby Castle

Staindrop, Darlington DL2 3AH

These directions are for planning purposes only. You may find that construction projects, traffic, weather, or other events may cause conditions to differ from the map results, and you should plan your route accordingly. You must obey all signs or notices regarding your route.